

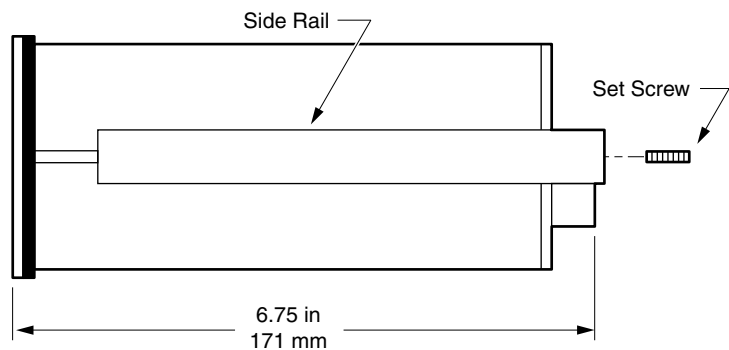
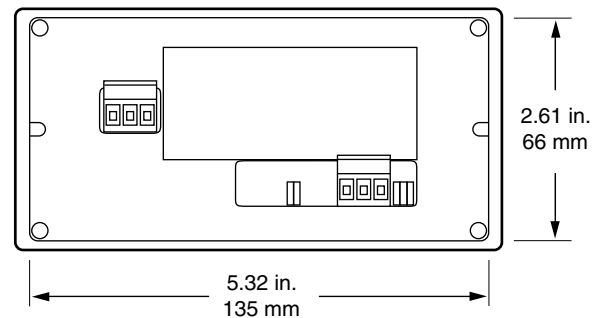
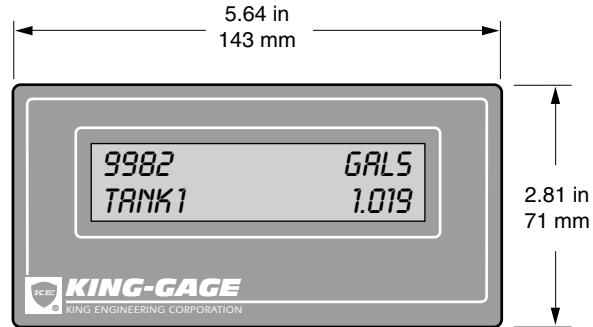
# Service Parts & Dimensions – 1080-12.01

Effective: March, 2007 (May, 2000)

## Model 4640-1-0 LP2™ Single Tank Processor

### Specifications – 4640-1-0

- **Power Requirements**  
100-240 Vac, 50-60 Hz, 25 watts  
(fused internally for 2.5 A 120/250 V)
- **Temperature Range** (Environmental)  
30°F to 120°F (-1°C to 49°C)  
operating range
- **Signal Input**  
4-20 milliampères (mAdc)
- **Power Output**  
24 Vdc nominal; fused @ 0.5 Amp
- **Input Impedance** (Resistance)  
120 ohm nominal (2.4 Vdc drop @ 20  
mAdc)
- **Memory**  
Nonvolatile 64kbit memory iButton
- **Digital Readout**  
Alphanumeric 0.3173 in. (8 mm)  
16-character x 2-line LCD; numeric  
8-digit (0-99999999 maximum)
- **Accuracy**  
±0.048% FS (±0.024% FS, typical)
- **Resolution**  
±0.024% FS maximum (±0.004 mA)
- **Communications**  
Two (2) serial EIA-485 ports; two wire  
multidrop
- **Housing**  
Extruded aluminum construction; flush  
mount configuration



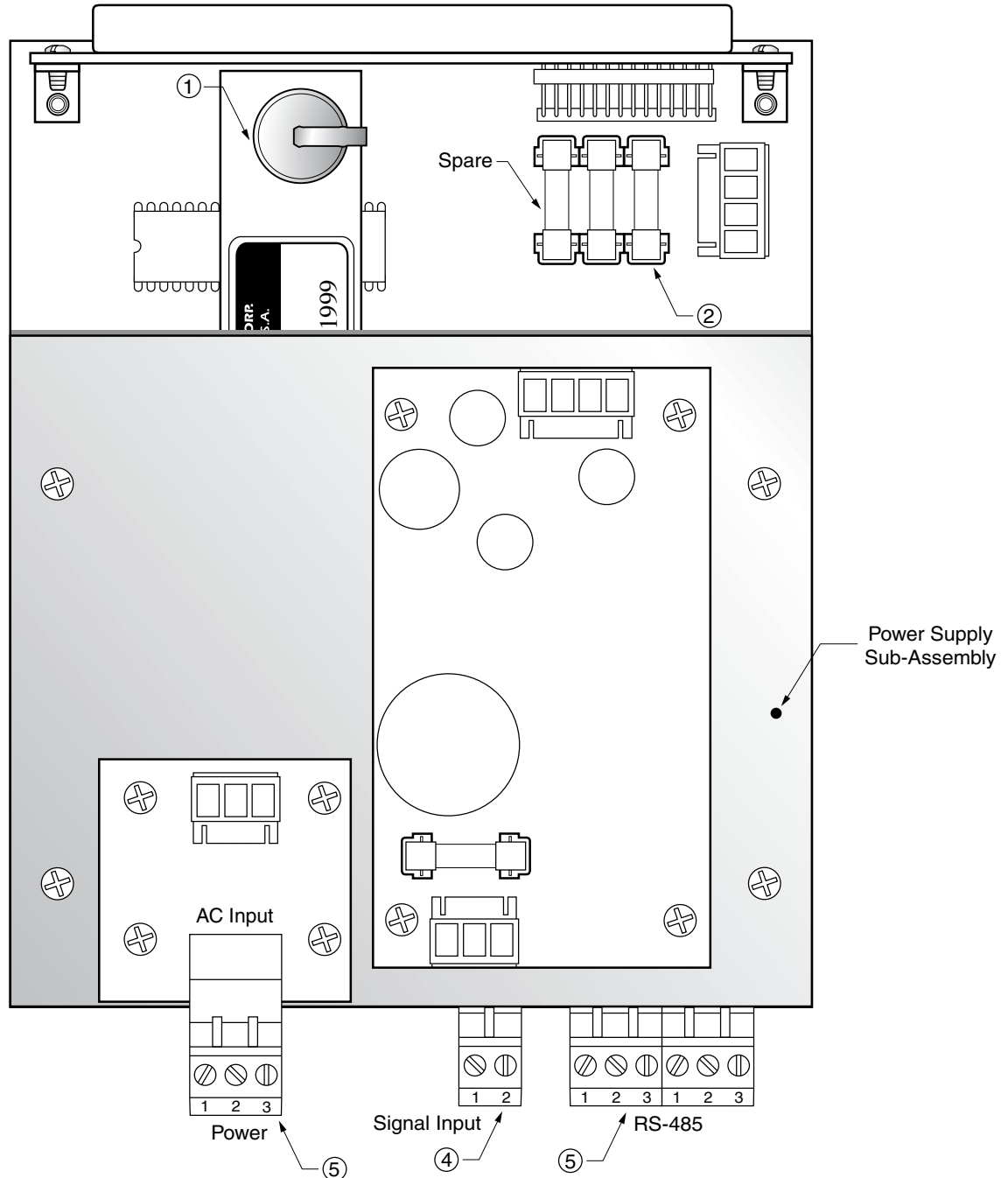
© King-Gage and the KE emblem are registered trademarks and LP2 is a trademark of King Engineering Corporation, Ann Arbor, Michigan, U.S.A.

All specifications are subject to change without notice

© 2007 King Engineering Corporation. All rights reserved



Box 1228, Ann Arbor, Michigan 48106-1228 U.S.A.  
3201 South State Street, Ann Arbor, Michigan 48108-1625 U.S.A.  
Phone: (734) 662-5691 ■ FAX: (734) 662-6652 ■ [www.king-gage.com](http://www.king-gage.com)



**Service Parts List**

Item	Description	Part No.
1	Datapack iButton	Note A
2	1/2 Amp 5 x 20 mm fuse (GMA 1/2)	7469-24-0
3	Shunt/Jumper	5926-1
4	2-terminal socket connector	5858-2
5	3-terminal socket connector	5858-3

**Notes:**

- A. Application datapack (64 kbit memory iButton) is factory configured with application-specific values. Please reference serial number when ordering replacement or upgrade.
- B. Left side fuse holder contains spare fuse. Replacement part listed is for 5-pack of fuses.
- C. Used in pairs. Position determines whether 24 Vdc excitation is supplied through input terminal. (Not Shown)
- D. Screw clamp terminals accept the following wire sizes: #22-14 AWG (UL); #26-12 AWG (CSA).