

Application Data Sheet

COMPLETE ONE FORM PER TANK



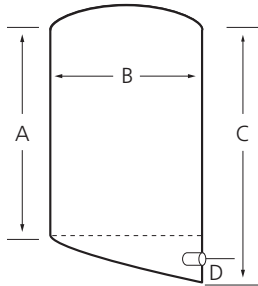
- Tank Liquid Level
- Inventory Monitoring
- Process Integration

Supplement 1000-2, Effective: May 2009

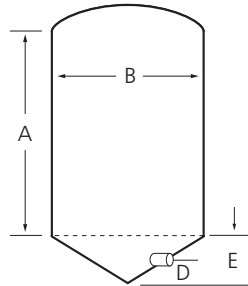
Company Information		Contact Information	
COMPANY	DATE	NAME	
ADDRESS		TITLE	
CITY	STATE	EMAIL	
PLANT NAME / LOCATION		PHONE	FAX

Tank Information			
TANK NAME	MANUFACTURER	YEAR MANUFACTURED	
CAPACITY	DENSITY / SPECIFIC GRAVITY	SERIAL NO.	
FLUID	PROCESS / STORAGE TEMP.	READOUT UNITS #1	VOLUME (GALLONS, LITERS, etc)
		READOUT UNITS #2	WEIGHT (POUNDS, KILOGRAMS, etc) DEPTH (FEET, METERS, etc)

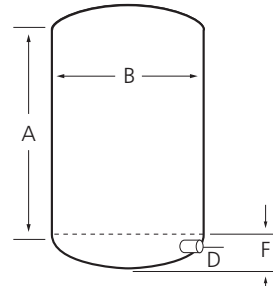
Tank Shapes—Diaphragm Sensors:



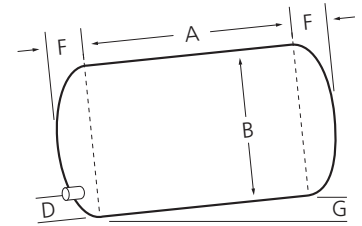
Vertical / Silo



Cone Bottom



Dish Bottom



Horizontal Cylinder

TANK SHAPE <input type="checkbox"/> Vertical / Silo <input type="checkbox"/> Cone Bottom <input type="checkbox"/> Dish Bottom <input type="checkbox"/> Horizontal Cylinder	BOTTOM OF TANK TO CENTER OF SHELL i.e. RESERVE D = <input type="checkbox"/> in. <input type="checkbox"/> cm
STRAIGHT SIDE A = <input type="checkbox"/> in. <input type="checkbox"/> cm	DEPTH OF CONE (CONE BOTTOM) E = <input type="checkbox"/> in. <input type="checkbox"/> cm
INSIDE DIAMETER B = <input type="checkbox"/> in. <input type="checkbox"/> cm	DEPTH OF DISH (DISH BOTTOM & HORIZONTAL CYLINDER) F = <input type="checkbox"/> in. <input type="checkbox"/> cm
SLOPED BOTTOM C = <input type="checkbox"/> in. <input type="checkbox"/> cm	PITCH OF TANK (HORIZONTAL CYLINDER) G = <input type="checkbox"/> in. <input type="checkbox"/> cm
TANK WALL <input type="checkbox"/> Insulated (double wall) <input type="checkbox"/> Non-Insulated (single wall)	
MOUNTING <input type="checkbox"/> 2-in. Flange <input type="checkbox"/> 3-in. Flange <input type="checkbox"/> 4-in. Flange <input type="checkbox"/> Flush-Weld Shell <input type="checkbox"/> 2-in. Tri-Clamp <input type="checkbox"/> Other:	
SPECIAL CONDITIONS <input type="checkbox"/> Cooling Jacket <input type="checkbox"/> Multiple Compartments <input type="checkbox"/> Internal Heating Coil <input type="checkbox"/> Internal Agitator/Mixer <input type="checkbox"/> Steam Trace Fittings <input type="checkbox"/> Sediment Accumulation	



3201 South State Street, Ann Arbor, Michigan 48108-1625 U.S.A.

P: 734-662-5691 F: 734-662-6652 www.king-gage.com