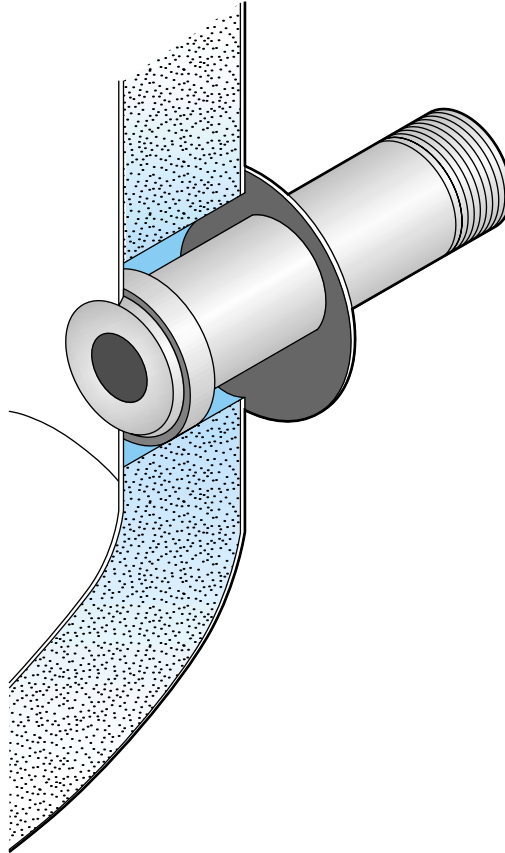


# Sensor Mounting Shells and Adaptors



## Part Numbers and Applications

Guide to Tank Mounting Shells and Retrofit Adaptor Inserts for use with King-Gage® AcraSensor, AcraSensor II™ and Electronic Liquid Level Sensors

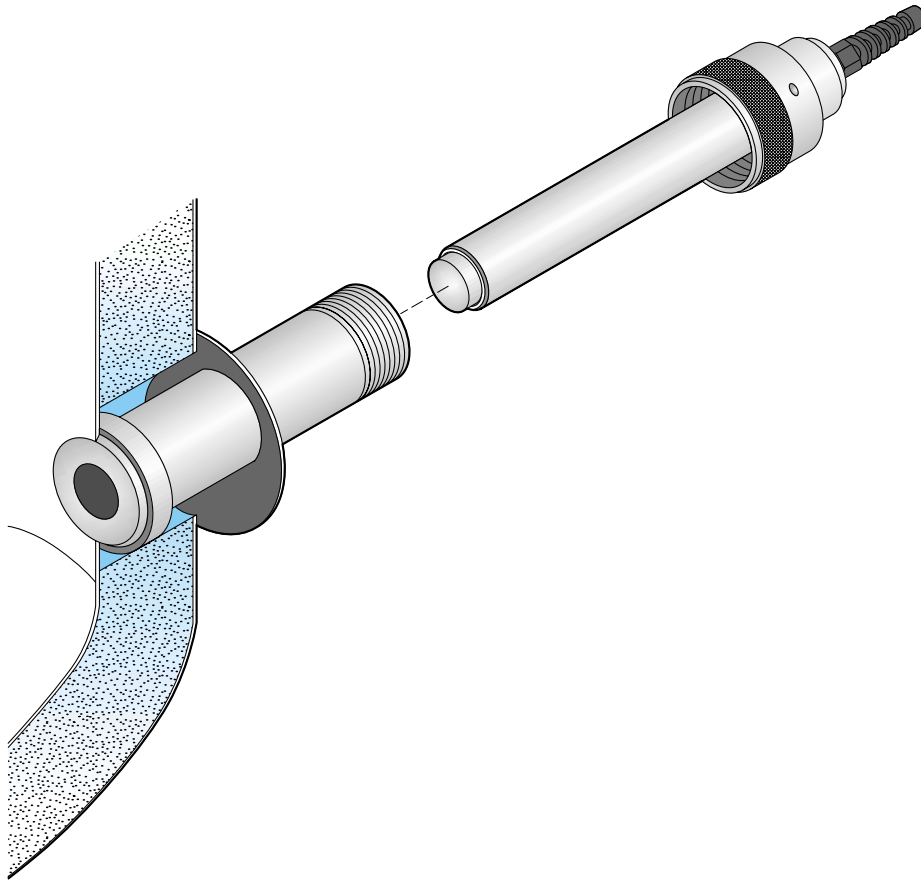
### KING-GAGE Mounting Shells/Adaptors:

- Flush Weld Tank Shells ..... page 2
- 2 in. Tri-Clamp Adaptor ..... page 3
- 2 in. Pipe Mount Adaptor ..... page 4
- Flange Mount Adaptor ..... page 4

### Flush Mount Conversions:

- Cherry Burrell Retrofit Adaptor ..... page 5
- Tank-Mate Retrofit Adaptor ..... page 5
- Foxboro Retrofit Adaptor ..... page 6
- Wizard, Floe, Continental Adaptor ..... page 6
- Anderson Instr. Retrofit Adaptor ..... page 7

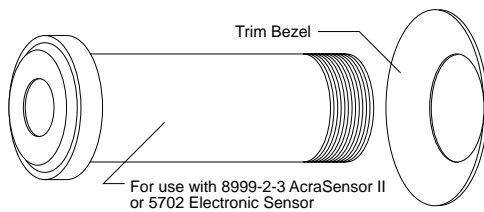
## Sensor Mounting Shells and Adaptors



### Flush Weld Tank Shells

Receiver for sensor is designed to be flush-welded to the inside tank wall. Provides for flush mounting of sensor in accordance with 3-A Sanitary Standard for CIP (clean-In-Place) installation. Wetted face of shell available in 304 or 316L stainless; all other portions 304 stainless.

#### Insulated Tank Wall:




Part Number	Wetted Material	Max. Tank Wall	Length
1777	304 stainless steel	4-1/2 in.	6-1/4 in.
1777-6	316L stainless steel		
1777-3	304 stainless steel	6-3/4 in.	8-1/2 in.
1777-7	316L stainless steel		

• Insulated tank shells include trim bezel for outer wall

## 2 in. Tri-Clamp Adaptor

External mount adaptor mates to Tri-Clover MP-2 in. quick-release sanitary fitting. Adaptor package does not include gasket or clamp assembly. Wetted face of shell available in 304 or 316L stainless steel; all other portions 304 stainless steel.

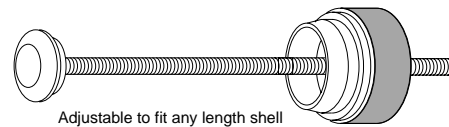
Part Number	Wetted Material	Length
1749-26	304 stainless steel	6-1/4 in.
1749-27	316L stainless steel	



## Shell Welding Protector

These shell inserts are used to protect the face of the King shell during the welding and grinding/blending operations.


Part Number	Description
5664-1	Shell Welding Protector



## Shell Plug

Used to seal an installed tank shell or adaptor. Permits use of tank prior to sensor installation or when sensor is removed for service.

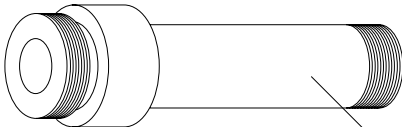
Part Number	Applications
2584-4	King non-insulated shell
2584-3	King insulated shell (4-1/2 in.) King flange-mount shells Tank-Mate adaptor (short) Cherry-Burrell adaptor (short) Cont./Floer/Wizard adaptor Foxboro (short)
2584-6	King insulated shell (6-3/4 in.) Tank-Mate adaptor (long) Cherry-Burrell adaptor (long) Foxboro (long)



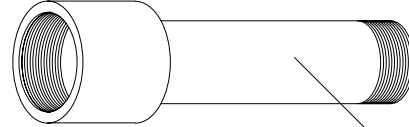
## Pipe Mount Adaptor Shells

Mounting adaptor mates to 2 in. NPT pipe thread. Specify whether male (NPT-M) or female (NPT-F) adaptor is required. Available in 304 stainless steel only.

Part Number	Adaptor Thread	Length
5872-1-2	2 in. NPT-M	7-3/4 in.
5872-2-2	2 in. NPT-F	



For use with 8999-2-3 AcraSensor II or 5702 Electronic Sensor

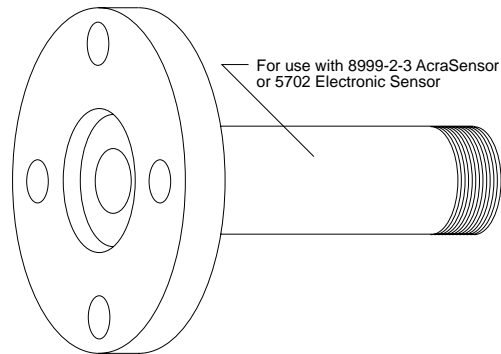


For use with 8999-2-3 AcraSensor II or 5702 Electronic Sensor

## Flange Mount Adaptor

Adaptor mates to 150-lb. ANSI flange (2 in., 3 in., or 4 in. sizes available). Adaptor has flat-faced flange in choice of carbon steel, 304 or 316 stainless steel. Gasket and bolt fasteners are not included.

Part Number	Flange Size/ Material	Length
5627-1	2 in.-150 lb./carbon steel	6-1/2 in.
5627-2	2 in.-150 lb./304 stainless steel	
5627-3	2 in.-150 lb./316 stainless steel	
5627-11	3 in.-150 lb./carbon steel	6-1/2 in.
5627-12	3 in.-150 lb./304 stainless steel	
5627-13	3 in.-150 lb./316 stainless steel	
5627-21	4 in.-150 lb./carbon steel	6-1/2 in.
5627-22	4 in.-150 lb./304 stainless steel	
5627-23	4 in.-150 lb./316 stainless steel	

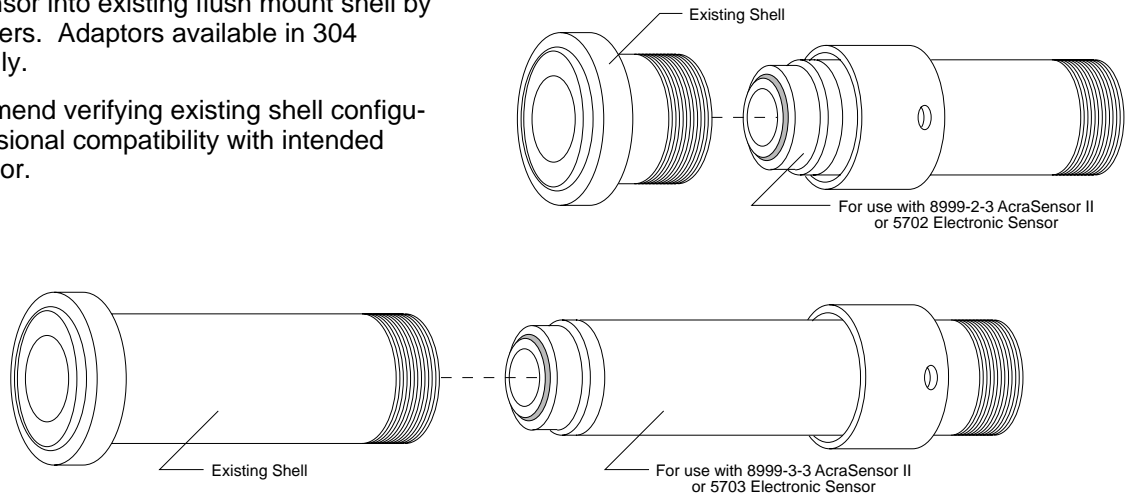


For use with 8999-2-3 AcraSensor II or 5702 Electronic Sensor

## Flush Mount Conversion Adaptors

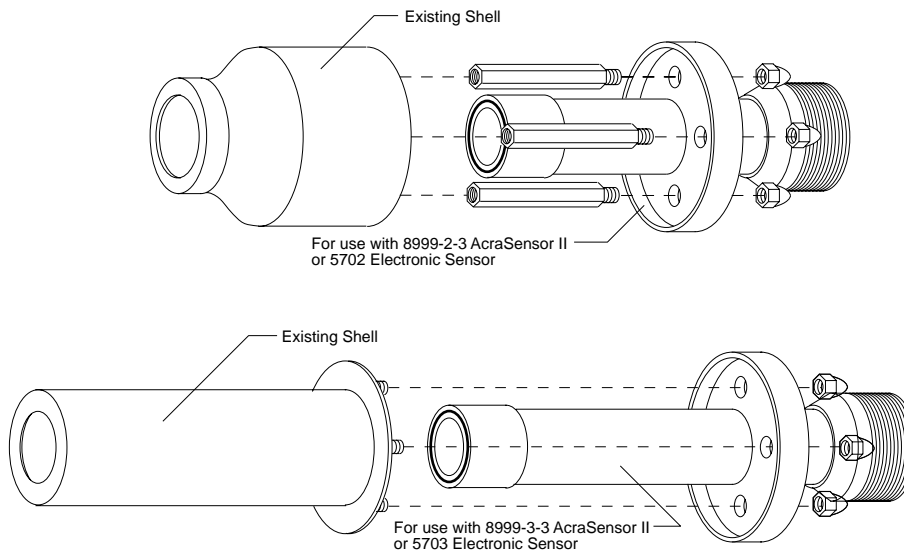
Specially designed adaptor inserts permit retrofit installation of sensor into existing flush mount shell by other manufacturers. Adaptors available in 304 stainless steel only.

Note: We recommend verifying existing shell configurations for dimensional compatibility with intended conversion adaptor.



### Cherry-Burrell Conversion Adaptors

Manufacturer	Part Number	Length	Retrofit Application	King Sensor
Cherry-Burrell	5640-1	6-1/4 in.	Short/Non Insulated	Standard
	5640-2	8-1/2 in.	Standard/Insulated	Long

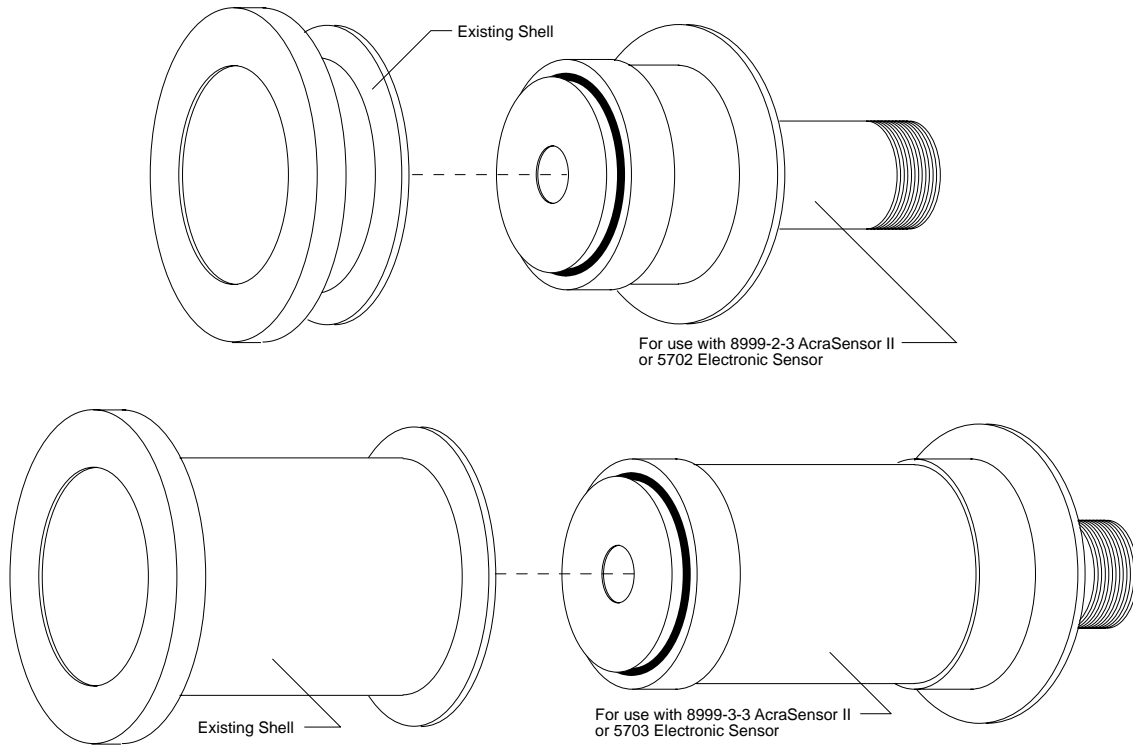


### Tank-Mate Conversion Adaptors

Manufacturer	Part Number	Length	Retrofit Application	King Sensor
Tank-Mate	5641-1	6-1/4 in.	Short/Non Insulated	Standard
	5641-2	8-1/2 in.	Standard/Insulated	Long

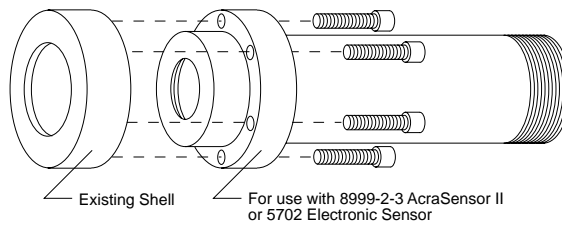
• Includes: Acorn nuts (both) and spacers (5641-1 only)

## Flush Mount Conversion Adaptors (continued)



### Foxboro Conversion Adaptors

Manufacturer	Part Number	Length	Retrofit Application	King Sensor
Foxboro	5905-1	6-1/4 in.	2 in. extension spud	Standard
	5905-2	8-1/2 in.	6 in. extension spud	Long

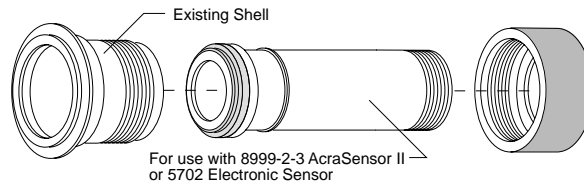
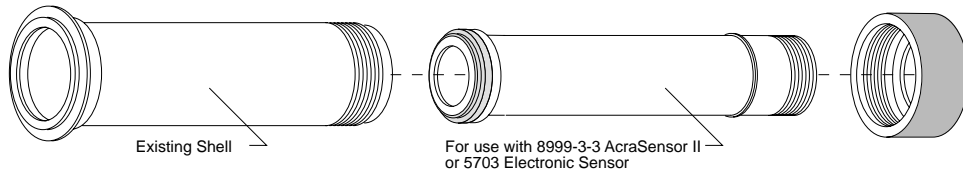


### Wizard/Continental/Floe Conversion Adaptors

Manufacturer	Part No.	Length	Retrofit Application	King Sensor
Wizard/Cont./ Floe	5665-1	6-1/4 in.	Insulated Tank or Single Wall Tank	Standard

- Includes: Cap screws

## Flush Mount Conversion Adaptors (continued)

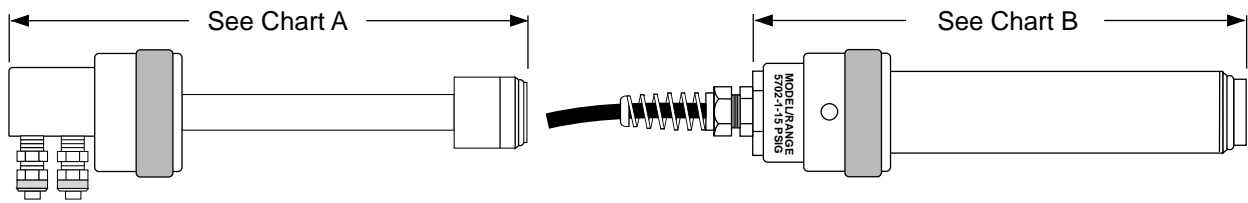


### Anderson Conversion Adaptors

Manufacturer	Part No.	Length	Retrofit Application	King Sensor
Anderson	5878-1	6-1/4 in.	Short/ Non Insulated	Standard
	5878-2	8-1/2 in.	Standard/Insulated	Long

• Includes: Clamp ring

## AcraSensor, AcraSensor II and Electronic Sensor Dimensions



**Chart A**  
**AcraSensor & AcraSensor II**

Model Number	Length in Inches	Length in mm	
7444-42-3	4	102	short
7444-56-3			
8999-1-3			
7444-22-3	8-3/8	213	standard
7444-57-3			
8999-2-3			
7444-23-3	10-5/8	270	long
7444-58-3			
8999-3-3			

**Chart B**  
**Electronic Sensor**

Model Number	Length in Inches	Length in mm	
5702-1-xx-x-1-00	7-5/8	194	standard
5702-2-xx-x-1-00	9-1/8	232	
5703-1-xx-x-1-00	9-57/64	251	long
5703-2-xx-x-1-00	11-1/2	292	



Box 1228, Ann Arbor, Michigan 48106-1228 U.S.A.  
Phone: (734) 662-5691 • FAX: (734) 662-6652

© King-Gage and the KE emblem are registered trademarks of  
King Engineering Corporation, Ann Arbor, Michigan, U.S.A.

Specifications are subject to change without notice.

© 1994, 2001 King Engineering Corporation, all rights reserved.